

Let's Build a Note

In order to draw notes, you need to have all of the building materials:

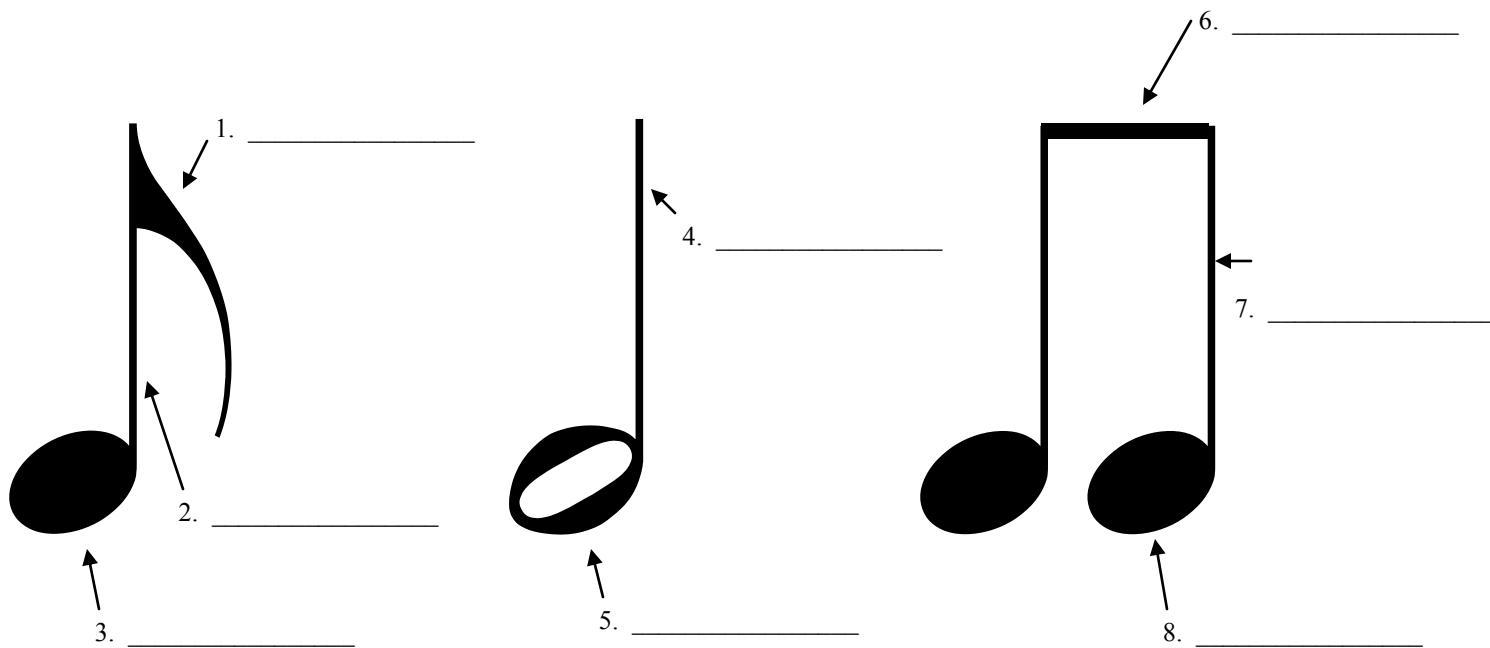
Note-head: ○ or ●

Stem: |

Beam: —

Flag: 

Label the parts of the notes below, then draw a few of your own in the box provided.



1. _____

2. _____

3. _____

4. _____

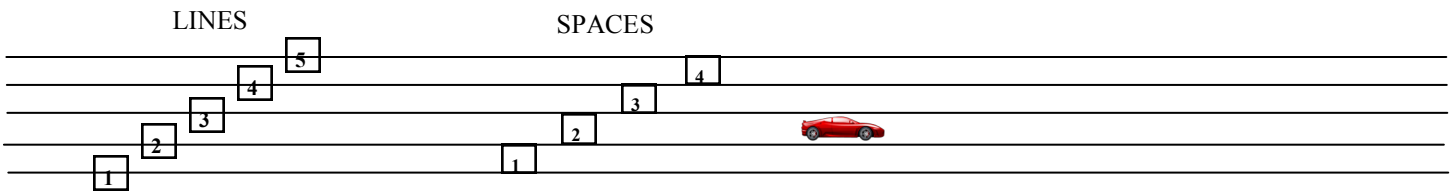
5. _____

6. _____


7. _____

8. _____

This is a staff. It is like a road for notes. Each staff has 5 lines and 4 spaces (or lanes).

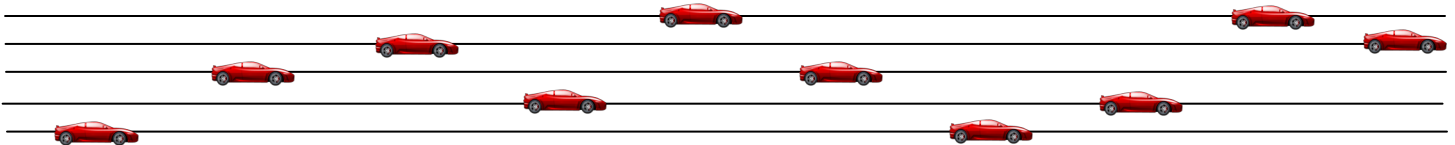


Trace the staff below:

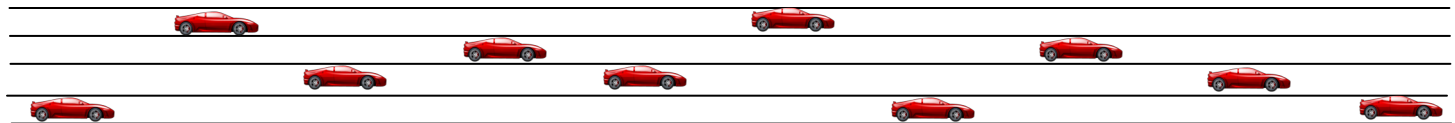


Draw your own staff below. Number the lines and the spaces.

A car is driving on the staff. Write the number of the line the car is driving on.



A car is driving on the staff. Write the number of the space the car is driving on:



Write the number of the line or the space where the note sits. Write "L" if the note is on a line or "S" if the note is on a space.

