


Name: _____


Note Names - Review

You have been reading notes for a long time, but sometimes we just play them and don't think about what they are named. So, this is just a little review. Please draw in your clef and write the note names above the staff.




This time, draw your clef then draw the given note into the staff below. Remember how you practiced making your notes all the same size and centered on the space or line.


C G B D F A E B F C D G




These are the notes on your highest string, the E. Please label these notes, then copy them in the next measure.



These are the notes on the A string. Please label these notes, then copy them in the next measure.



These are the notes on the D string. Please label these notes, then copy them in the next measure.



These are the notes on your lowest string, the G. Please label these notes, then copy them in the next measure.

